

SPINE CONICHE IN GHISA PER BRACCIALI

CAST IRON MANDRELS FOR BRACELETS - TRIBOULETS EN FONTE POUR BRACELETS
 LASTRAS DE HIERRO FUNDIDO PARA PULSERAS



<p>Kg 1,300 Cod. SB25</p>	<p>Kg 2,300 Cod. SB40</p>	<p>Kg 4,100 Cod. SB50</p>
<p>Kg 1,400 Cod. SB25/0</p>	<p>Kg 2,400 Cod. SB40/0</p>	<p>Kg 4,200 Cod. SB50/0</p>






















COD.	COD.	Ø min Ø max	Kg
SB25	SBM25	25x50	1,300
SB40	SBM40	40x70	2,300
SB50	SBM50	50x90	4,100
SB25/0	SBM25/0	25x35-45x55	1,400
SB40/0	SBM40/0	45x55-65x75	2,400
SB50/0	SBM50/0	65x75-85x95	4,200

SPINE CONICHE IN ACCIAIO TEMPRATO

RING MANDRELS IN HARDENED STEEL - TRIBOULETS EN ACIER TREMPE
 LASTRAS CONICAS DE ACERO TEMPLADO



	 mm ≤ mm ≥	COD.
	8-33x400	SC33
	15-30x400	SC30
	10-25x350	SC25
	9-16x350	SC16
	3-10x220	SC10
	10-25x350	SC25V
	10-25x350	SC25U
	3x5-8x10x220	SC34
	4x6,5-15x20x230	SC35
	8x12-26x34x320	SC36
	4x4-10x10x225	SC40
	4x4-20x20x300	SC42
	10x10-25x25x325	SC45
	4x4-10x10x225	SC46
	4x4-20x20x300	SC48
	10x10-25x25x325	SC50
	5x5-15x15x280	SC51
	10x10-25x25x350	SC52

	 mm ≤ mm ≥	COD.
	6x4-14x12x280	SC55
	14x12-25x18x280	SC56
	6x4-14x12x280	SC60
	14x12-25x18x280	SC61
	10-25x350	SC65
	4-10x220	SC66
	10-25x350	SC70
	4-10x220	SC71
	10-25x350	SC75
	4-10x220	SC76
	10-25x350	SC80
	4-10x220	SC81
	10-25x350	SC85
	4-10x220	SC86
	10-25x350	SC90
	4-10x220	SC91